

# 40Gb/s Photoreceiver Module

Analog up to 35 GHz bandwidth



DATASHEET

[Return to the Webpage](#)



The HPRM is a turnkey high-speed photoreceiver designed for advanced analog and digital applications. Its high conversion gain and low input-referred noise ensure exceptional linearity and precision. The module features 35 GHz analog bandwidth and 3000 V/W differential conversion gain, supporting digital modulation rates up to 40 Gbps. The RF output is differential, utilizing dual "+" and "-" GPPO connectors, which reduces susceptibility to external noise and electromagnetic interference (EMI) while providing high common-mode rejection for superior signal integrity. Alternatively, either connector can be used as a single-ended output relative to ground, though without the advantages of differential operation. The HPRM includes a low-noise power supply for simple, plug-and-play operation.

## Features

- Up to 32 GHz Analog Bandwidth
- Up to 40 GHz Digital Rate
- High Linearity
- Differential Low Noise Output

## Applications

- 40 Gbps DPSK
- Pulse Amplitude Modulation (PAM) Détection
- 30 GHz RF over fiber link



## Specifications

Parameter	Min	Typical	Max	Unit
Optimized Operating Wavelength	1250		1650	nm
Optical Input Level			+7	dBm
S21 3 dB Bandwidth		35		GHz
Differential Conversion Gain		3000		V/W
Optical Return Loss		30		dB
Optical PDL @ 1550 nm			0.25	dB
Output Return Loss (up to 25 GHz)	-10			dB
Differential Output Voltage			1800	mVpp
Impedance		50		$\Omega$
Output Coupling	DC (external AC coupling required)			V
Equivalent Input Noise Density			32	pA/ $\sqrt{\text{Hz}}$
Noise Equivalent Power (NEP) @ 1GHz		17		pA/ $\sqrt{\text{Hz}}$
Operating Temperature	0		50	$^{\circ}\text{C}$
Storage Temperature	-55		85	$^{\circ}\text{C}$
Power Supply Requirements	5			V
Optical Connector	FC/APC			
Electrical Output Connector	2.92 mm, Female (K/SMA Compatible)			
Input Optical Power			10	mW
Humidity		95		%

**Legal notices:** All product information is believed to be accurate and is subject to change without notice. Information contained herein shall legally bind Agiltron only if it is specifically incorporated into the terms and conditions of a sales agreement. Some specific combinations of options may not be available. The user assumes all risks and liability whatsoever in connection with the use of a product or its application.

Rev 03/18/25

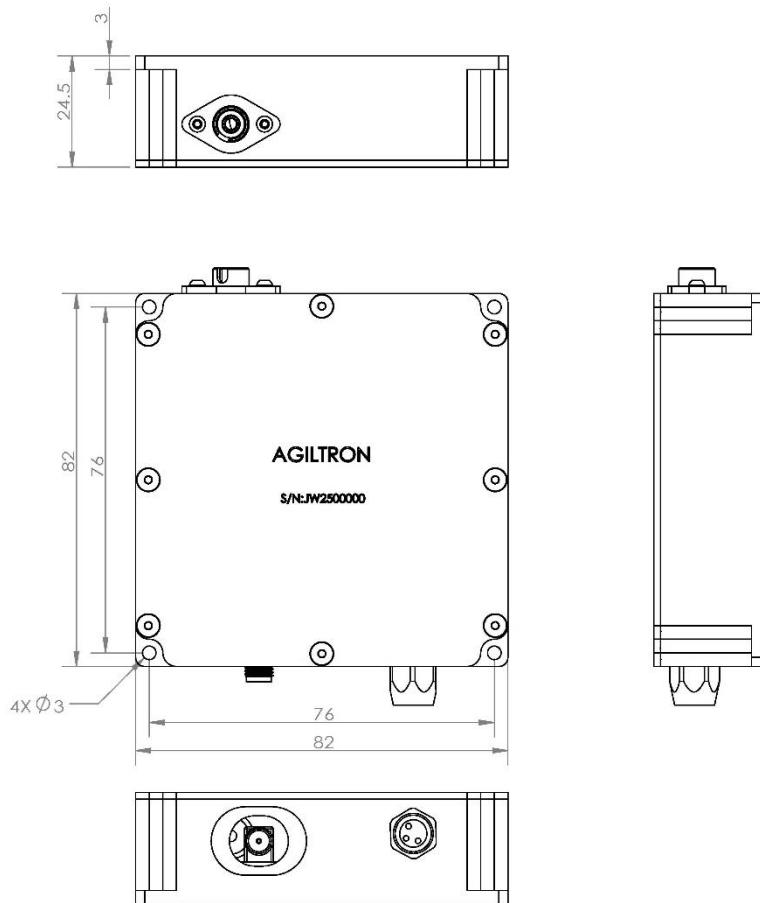
# 40Gb/s Photoreceiver Module

Analog up to 35 GHz bandwidth



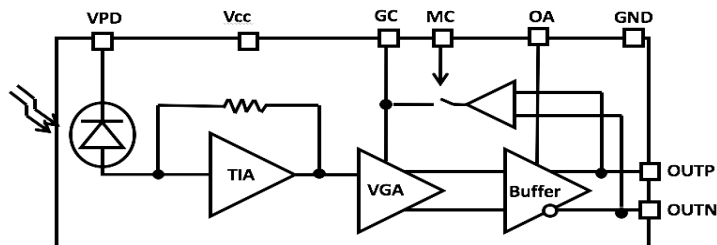
DATASHEET

## Dimensions (mm)



\*Product dimensions may change without notice. This is sometimes required for non-standard specifications.

## Function Diagram



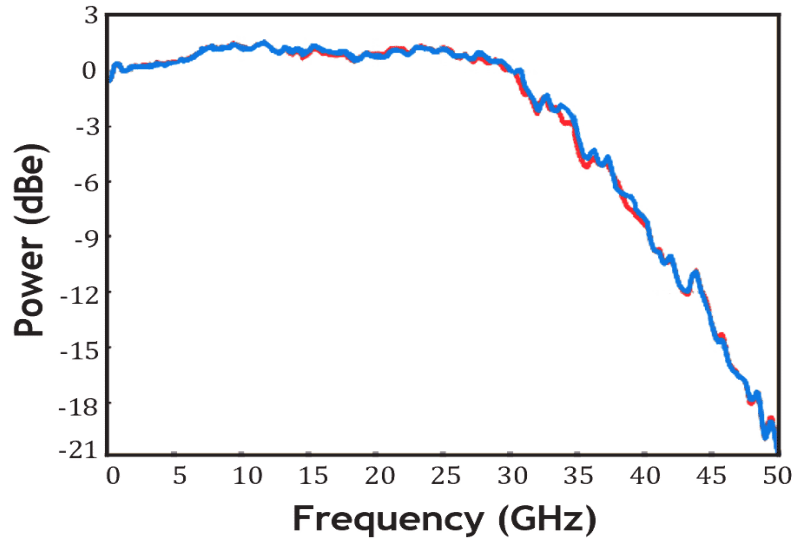
# 40Gb/s Photoreceiver Module



Analog up to 35 GHz bandwidth

## DATASHEET

### S21 Graph



### Ordering Information

Prefix	Detector Type	Wavelength Range	Bandwidth	Coupling	Module *	Configuration	Connector
HPRM-	PIN = 1 APD = 2	1200-1600nm = 1	35GH = 35	DC = 1 AC = 2	Non = 1 Yes = 2	Differential = 22	FC/APC = 3 Special = 0

\* Module contains driver and power supply.

# 40Gb/s Photoreceiver Module

Analog up to 35 GHz bandwidth



DATASHEET

## Operation Instruction

- **Power Connection** - Connect the included low-noise power supply to the DC power input connector on the HPRM.
- **Optical Input Connection** - Connect the optical signal to the FC/APC input connector on the HPRM. ⚠ Note: Ensure the input connector is FC/APC. Using a non-angled connector (e.g., FC/PC) may result in up to 7 dB insertion loss and increased back reflection.
- **RF Output Connection** - Connect the RF output using either: 1) Differential mode (preferred): Use both "+" and "-" GPPO connectors to a differential input for optimal noise immunity and common-mode rejection. 2) Single-ended mode (optional): Use one GPPO connector relative to ground, though this sacrifices differential noise rejection.
- **DC Output Considerations** - For most applications, the default DC-coupled RF output is sufficient. If your downstream equipment requires AC coupling, or if you need to eliminate the DC component of the output signal, insert an external DC block in the RF signal path.

## Laser Safety

This product meets the appropriate standard in Title 21 of the Code of Federal Regulations (CFR). FDA/CDRH Class 1M laser product. This device has been classified with the FDA/CDRH under accession number 0220191. All versions of this laser are Class 1M laser products, tested according to IEC 60825-1:2007 / EN 60825-1:2007. An additional warning for Class 1M laser products. For diverging beams, this warning shall state that viewing the laser output with certain optical instruments (for example eye loupes, magnifiers, and microscopes) within a distance of 100 mm may pose an eye hazard. For collimated beams, this warning shall state that viewing the laser output with certain instruments designed for use at a distance (for example telescopes and binoculars) may pose an eye hazard.

Wavelength = 1.3/1.5  $\mu\text{m}$ .

Maximum power = 30 mW.

